

Afghanistan

Country context



Total population ¹	24,925,879
Surviving infants ¹	954,000
Infant mortality rate (deaths under 12 months/1000) ¹	159
Child mortality rate (deaths under 5 years/1000) ¹	273
Amount spent on health/person ²	\$8
Gross National Income (GNI per capita) ³	-

GAVI specific information

Financial Sustainability Plan (FSP)	due 2004
Data Quality Audit (DQA)	received 2003
Last progress report	received 2003

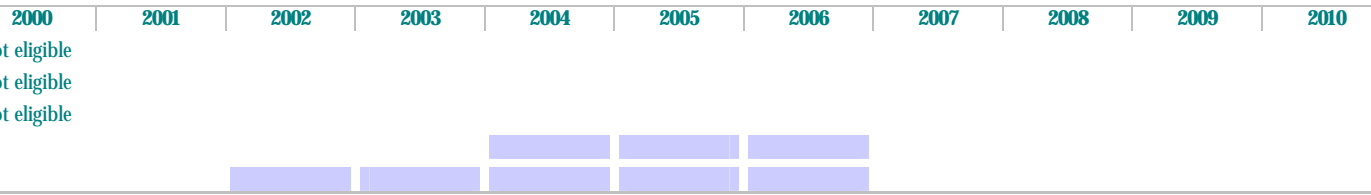
1. United Nations Population Division, estimates for 2004
 2. 2003 World Health Report, World Health Organization, "Per capita total expenditure on health at average exchange rate (\$US)"
 3. World Bank, 2002 GNI

GAVI /Vaccine Fund support

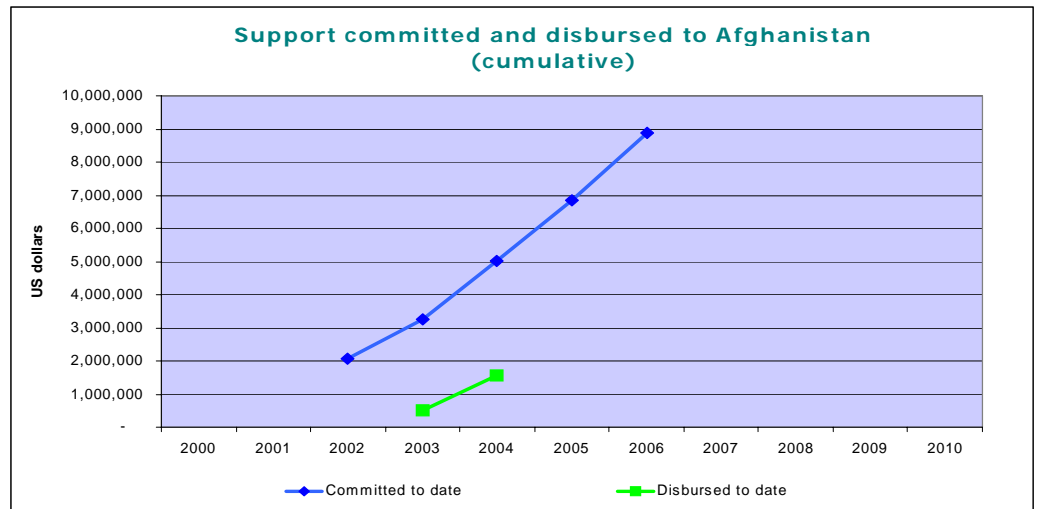
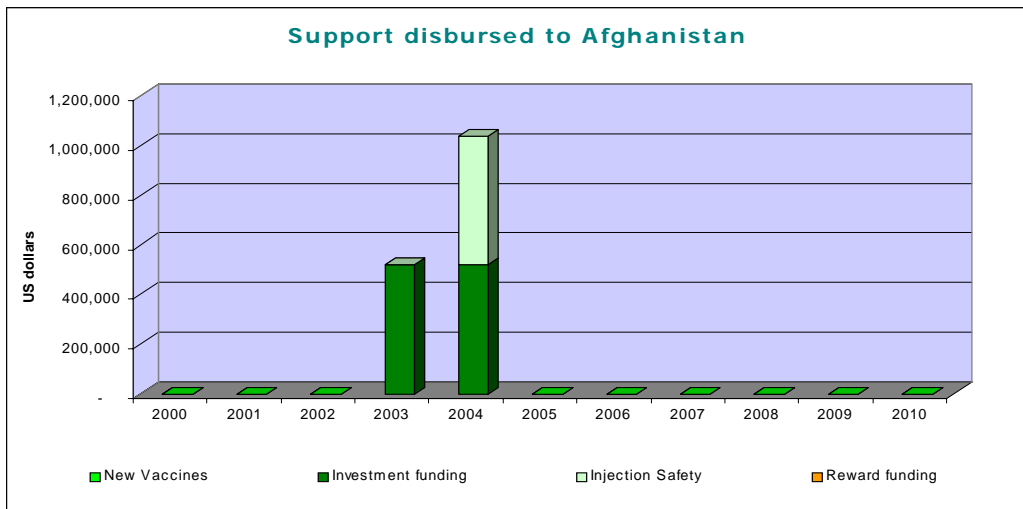
Country's multi-year immunization plan covers years **2001 to 2005**

Total value of support:

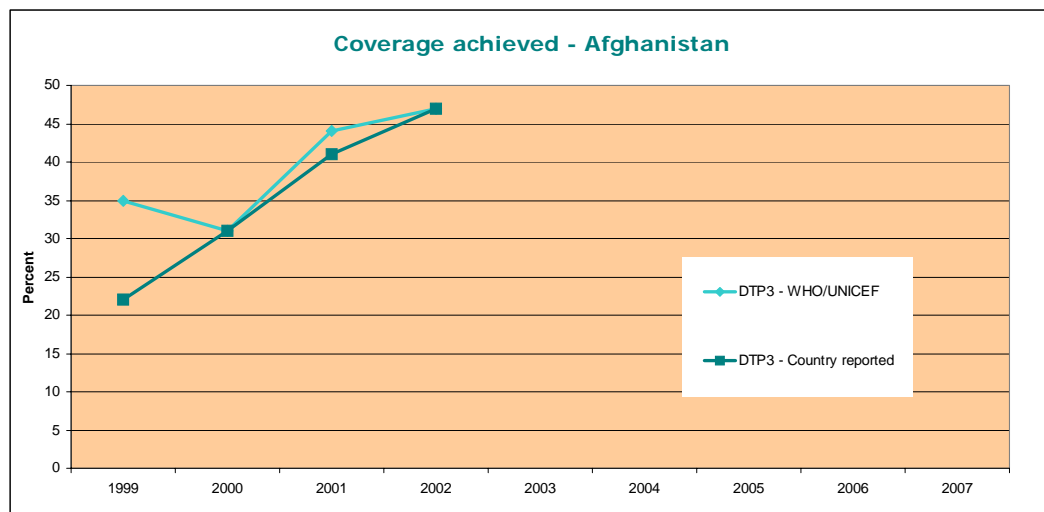
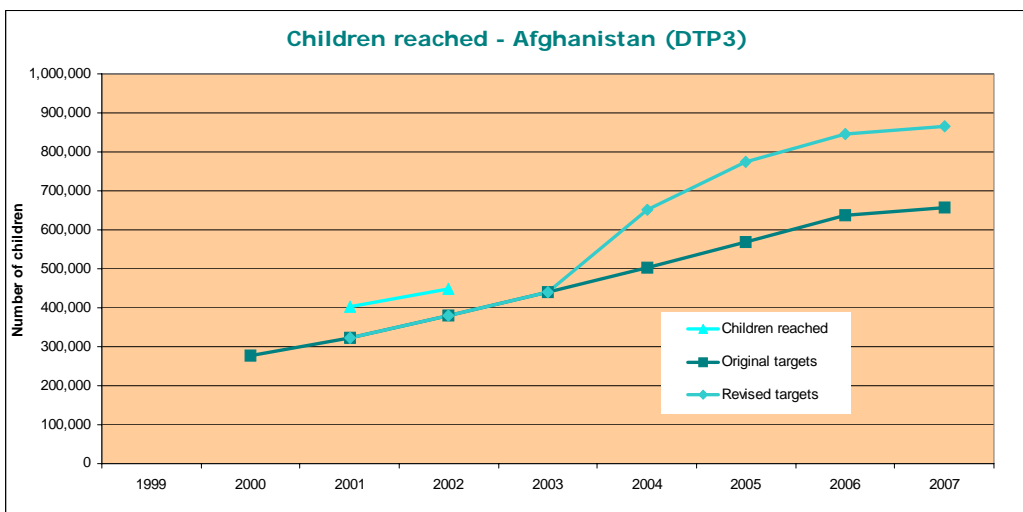
Hepatitis B vaccine (NVS - Hep B)	not eligible
<i>Haemophilus influenzae b</i> vaccine (NVS - Hib)	not eligible
Yellow fever vaccine (NVS - YF)	not eligible
Injection safety (INS)	\$1,619,000
Cash support for immunization services (ISS)	\$7,255,000



INS - Injection Safety Support *** ISS - Immunization Services Support, can include onetime payment of \$100,000 *** NVS - New and Under-used Vaccine Support



Country outcomes



Select indicators

Immunization system performance

% districts reporting greater than 80% coverage (DTP3)¹: **15%**
 % districts reporting less than 50% coverage (DTP3)¹: **60.5%**
 % dropout DTP3 vs. DTP1¹: **18%**

Other indicators

% of districts supplied with adequate number of AD syringes¹: -
 % wastage for hep B, Hib¹: -

Financial sustainability

Total expenditure on health as % of GDP²: **5.2%**
 What percentage of routine vaccine costs was financed by the government (including loans)¹: -
 % new vaccines paid for by GAVI: -

1. 2003 Joint Reporting Form, WHO/UNICEF
 2. 2003 World Health Report, World Health Organization