

Armenia

Country context

Total population ¹	3,051,986
Surviving infants ¹	29,000
Infant mortality rate (deaths under 12 months/1000) ¹	16
Child mortality rate (deaths under 5 years/1000) ¹	20
Amount spent on health/person ²	\$54
Gross National Income (GNI per capita) ³	\$790

GAVI specific information

Financial Sustainability Plan (FSP)	Received 2003
Data Quality Audit (DQA)	Not planned
Last progress report	Received 2003

1. United Nations Population Division, estimates for 2004
2. 2003 World Health Report, World Health Organization, "Per capita total expenditure on health at average exchange rate (\$US)"
3. World Bank, 2002 GNI

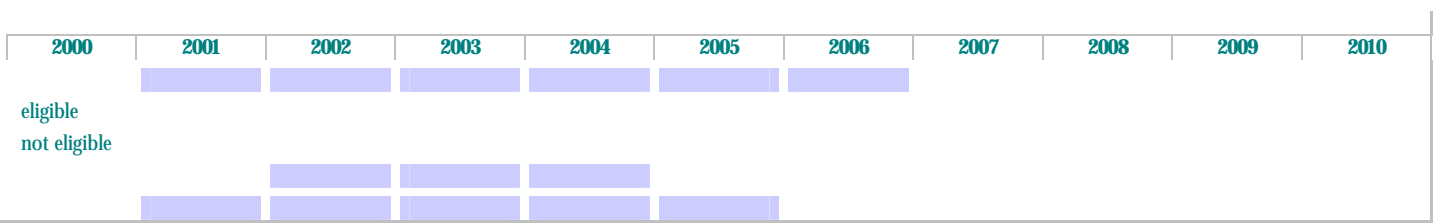


GAVI /Vaccine Fund support

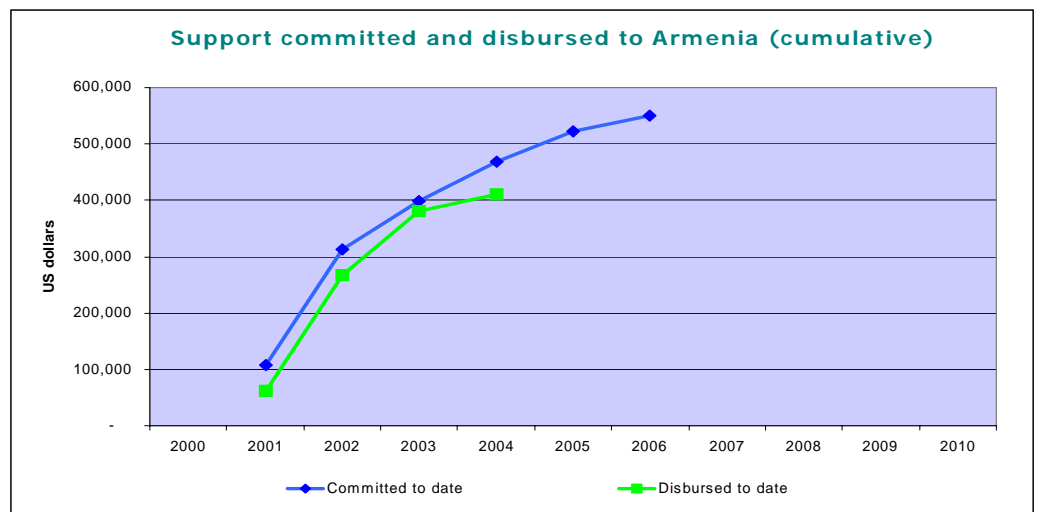
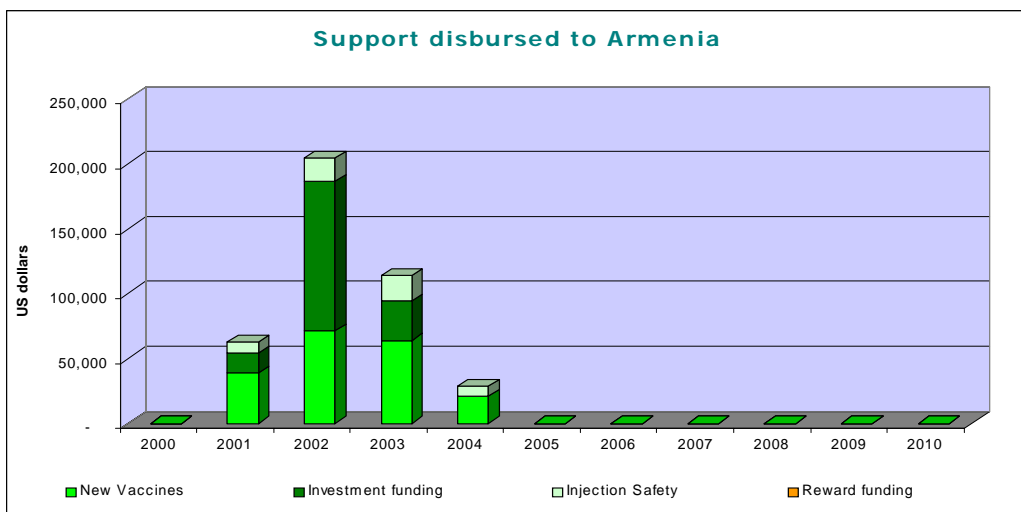
Country's multi-year immunization plan covers years **2001 to 2005**

Total value of support:

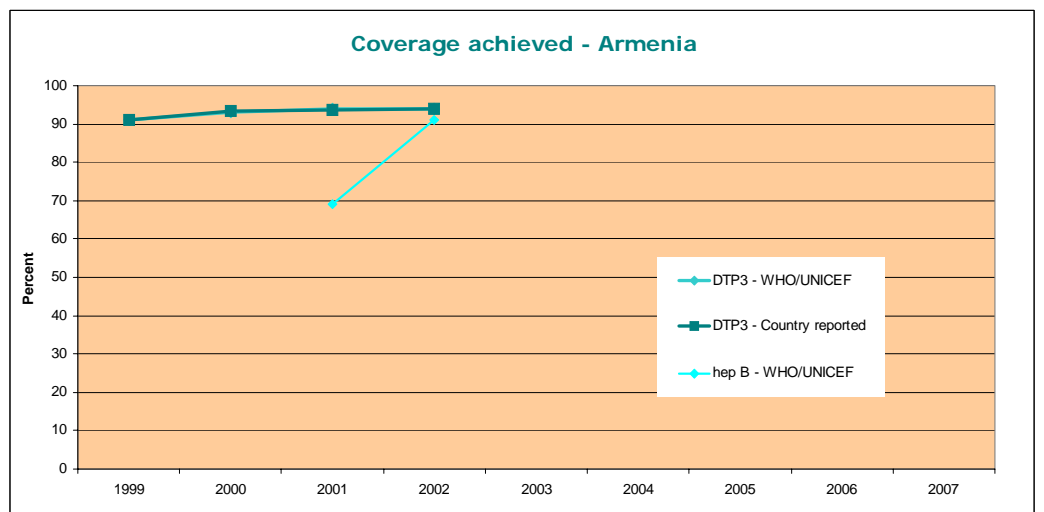
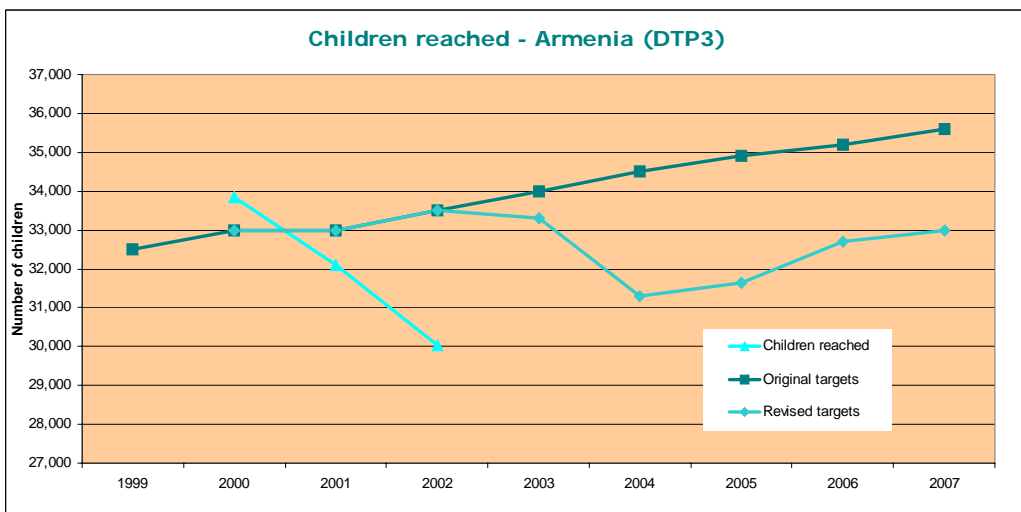
Hepatitis B vaccine (NVS - Hep B)	\$338,000	eligible
<i>Haemophilus influenzae b</i> vaccine (NVS - Hib)		not eligible
Yellow fever vaccine (NVS - YF)		
Injection safety (INS)	\$54,500	
Cash support for immunization services (ISS)	\$160,000	



INS - Injection Safety Support *** ISS - Immunization Services Support, can include onetime payment of \$100,000 *** NVS - New and Under-used Vaccine Support



Country outcomes



Select indicators

Immunization system performance

% districts reporting greater than 80% coverage (DTP3)¹: **98%**
 % districts reporting less than 50% coverage (DTP3)¹: -
 % dropout DTP3 vs. DTP1¹: -

Other indicators

% of districts supplied with adequate number of AD syringes¹: **100%**
 % wastage for hep B, Hib¹: **5%, -**
Reported use of cash support
 % spent at district level: -

Financial sustainability

Total expenditure on health as % of GDP²: **7.8%**
 What percentage of routine vaccine costs was financed by the government (including loans)¹: **1%**
 % new vaccines paid for by GAVI: **100%**

1. 2003 Joint Reporting Form, WHO/UNICEF
 2. 2003 World Health Report, World Health Organization