

Burundi

Country context

| | |
|--|------------------|
| Total population ¹ | 7,067,901 |
| Surviving infants ¹ | 272,000 |
| Infant mortality rate (deaths under 12 months/1000) ¹ | 105 |
| Child mortality rate (deaths under 5 years/1000) ¹ | 183 |
| Amount spent on health/person ² | \$4 |
| Gross National Income (GNI per capita) ³ | \$100 |

GAVI specific information

| | |
|-------------------------------------|------------------------|
| Financial Sustainability Plan (FSP) | Received 2003 |
| Data Quality Audit (DQA) | Results pending |
| Last progress report | Received 2003 |

1. United Nations Population Division, estimates for 2004
2. 2003 World Health Report, World Health Organization, "Per capita total expenditure on health at average exchange rate (\$US)"
3. World Bank, 2002 GNI

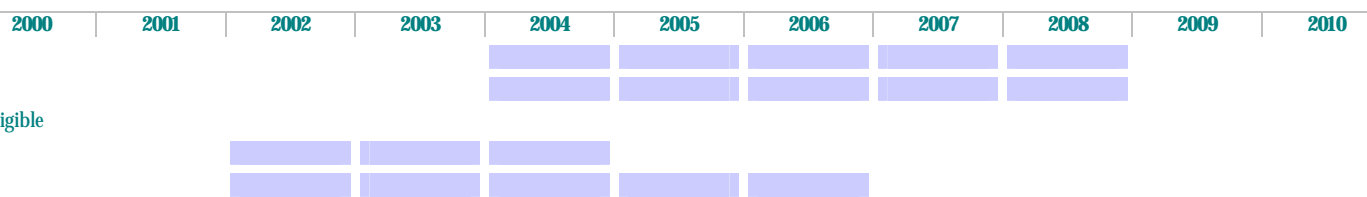


GAVI /Vaccine Fund support

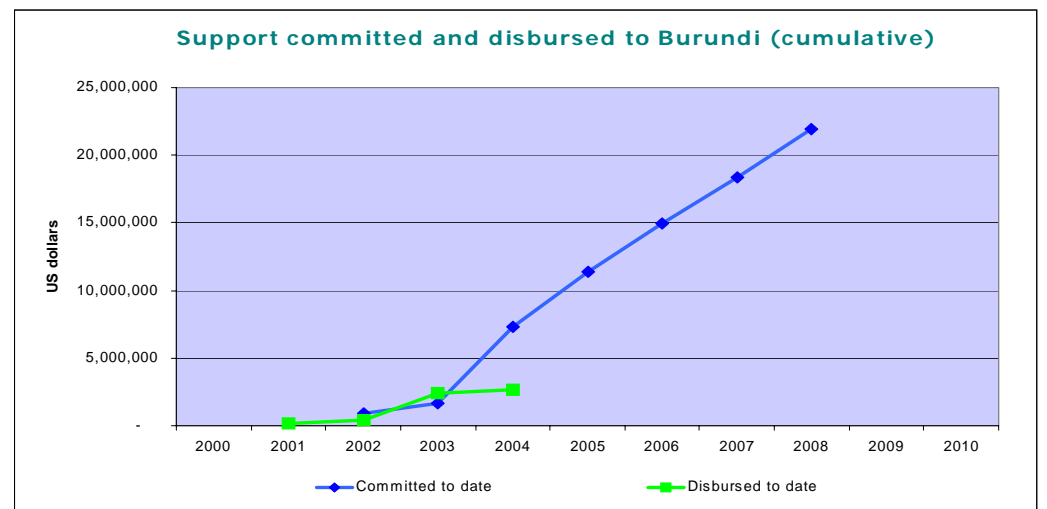
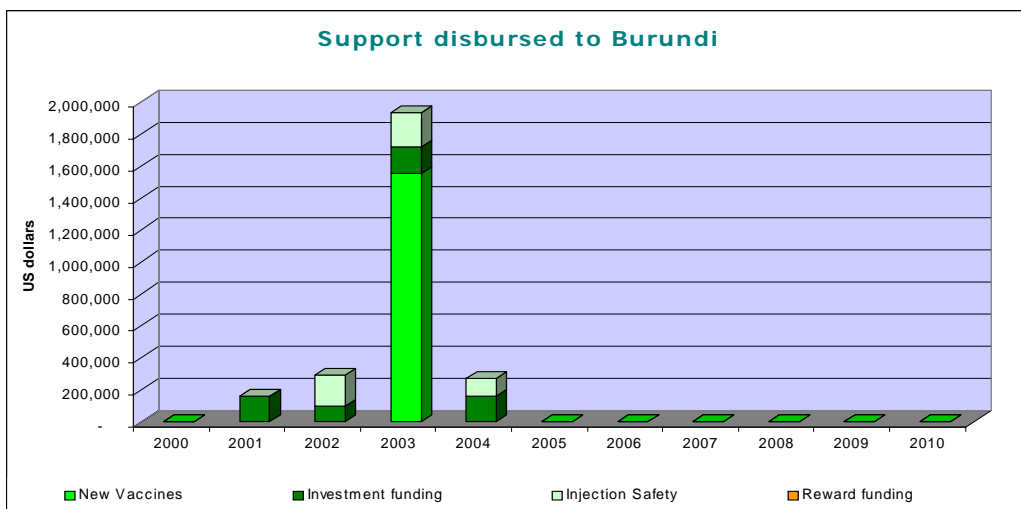
Country's multi-year immunization plan covers years **2002 to 2006**

Total value of support:

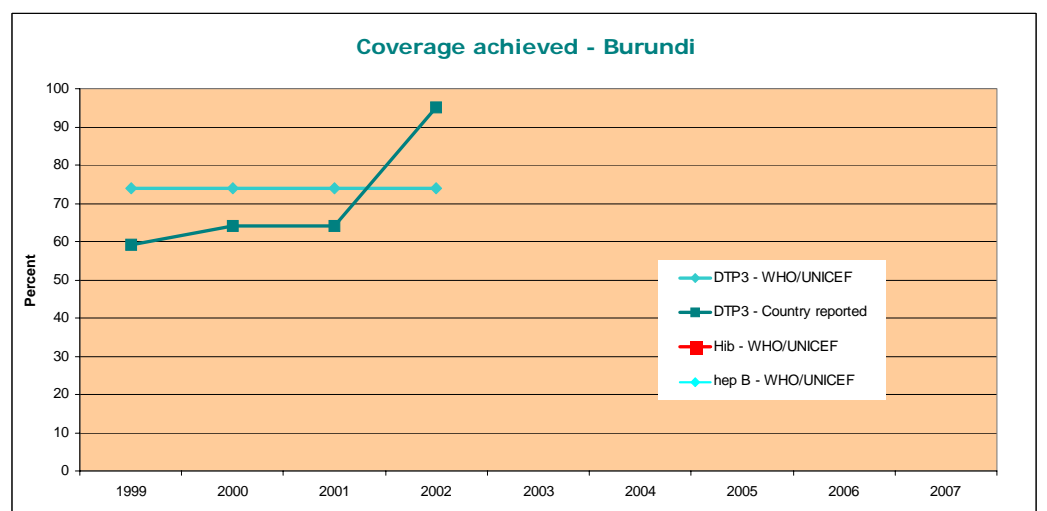
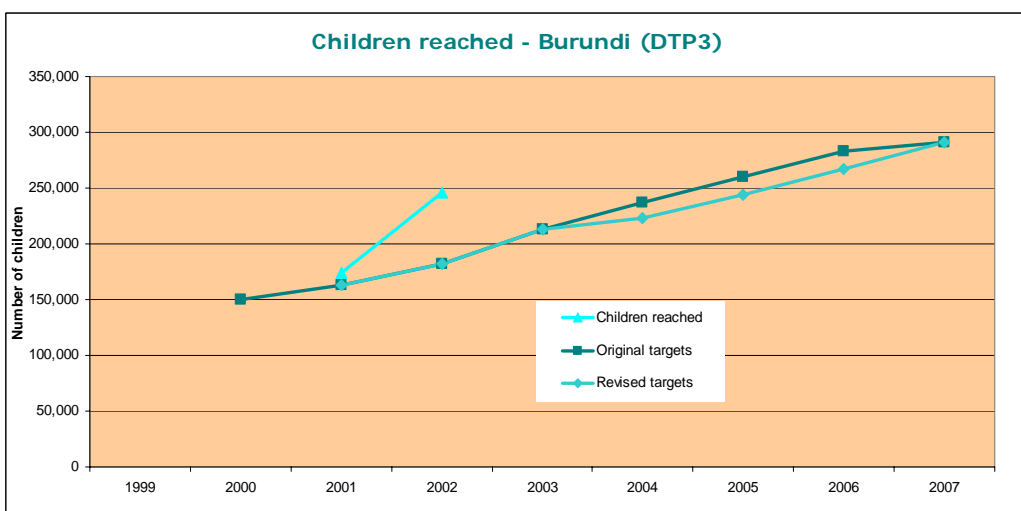
| | |
|---|---------------------|
| Hepatitis B vaccine (NVS - Hep B) | \$18,730,000 |
| <i>Haemophilus influenzae b</i> vaccine (NVS - Hib) | |
| Yellow fever vaccine (NVS - YF) | eligible |
| Injection safety (INS) | \$428,000 |
| Cash support for immunization services (ISS) | \$2,762,500 |



INS - Injection Safety Support *** ISS - Immunization Services Support, can include onetime payment of \$100,000 *** NVS - New and Under-used Vaccine Support



Country outcomes



Select indicators

Immunization system performance

% districts reporting greater than 80% coverage (DTP3)¹: **94%**
 % districts reporting less than 50% coverage (DTP3)¹: **0%**
 % dropout DTP3 vs. DTP1¹: **14%**

Other indicators

% of districts supplied with adequate number of AD syringes¹: **100%**
 % wastage for hep B, Hib¹: -
Reported use of cash support
 % spent at district level: -

Financial sustainability

Total expenditure on health as % of GDP²: **3.6%**
 What percentage of routine vaccine costs was financed by the government (including loans)¹: -
 % new vaccines paid for by GAVI: **100%**

1. 2003 Joint Reporting Form, WHO/UNICEF
 2. 2003 World Health Report, World Health Organization