

Guinea

Country context

Total population ¹	8,619,995
Surviving infants ¹	327,000
Infant mortality rate (deaths under 12 months/1000) ¹	98
Child mortality rate (deaths under 5 years/1000) ¹	171
Amount spent on health/person ²	\$13
Gross National Income (GNI per capita) ³	\$410

GAVI specific information

Financial Sustainability Plan (FSP)	Due 2004
Data Quality Audit (DQA)	Scheduled 2004
Last progress report	Received 2003

1. United Nations Population Division, estimates for 2004
2. 2003 World Health Report, World Health Organization, "Per capita total expenditure on health at average exchange rate (\$US)"
3. World Bank, 2002 GNI

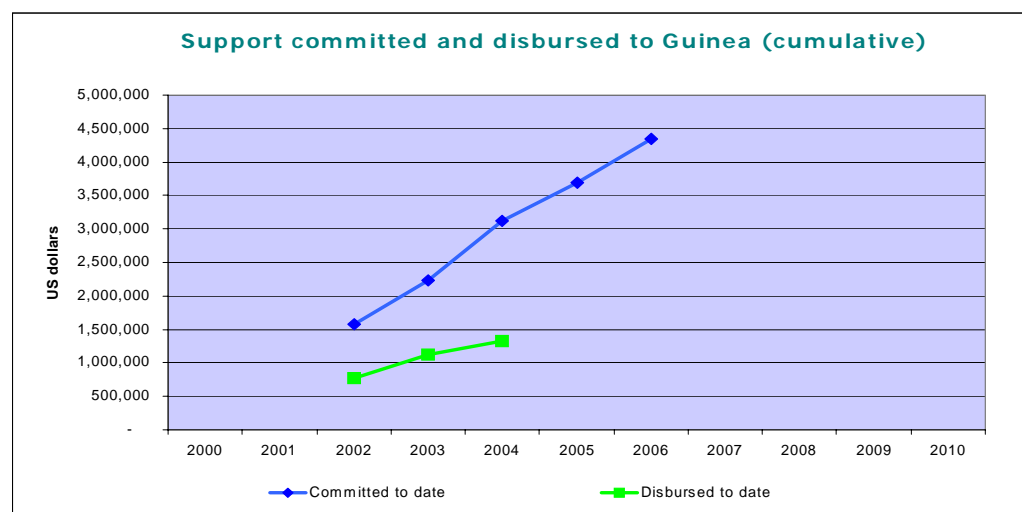
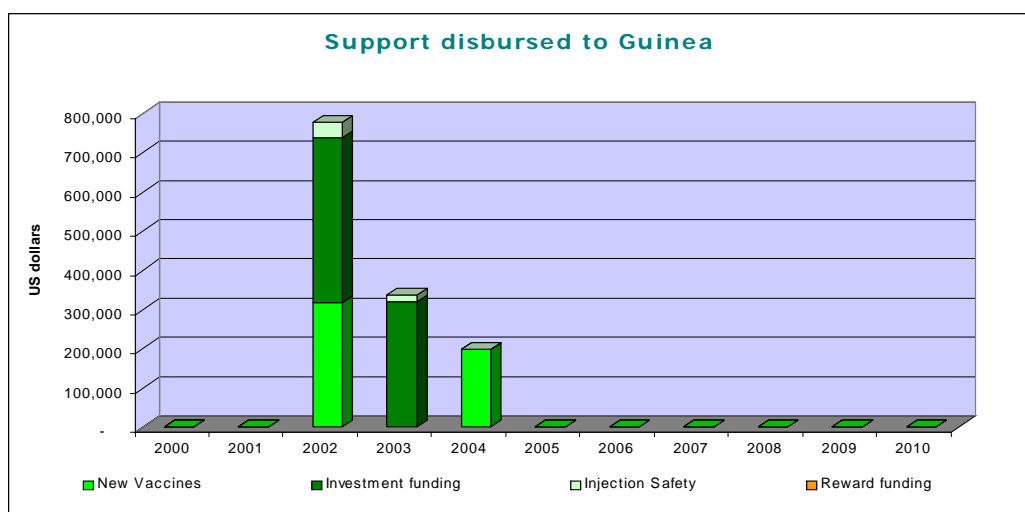


GAVI /Vaccine Fund support

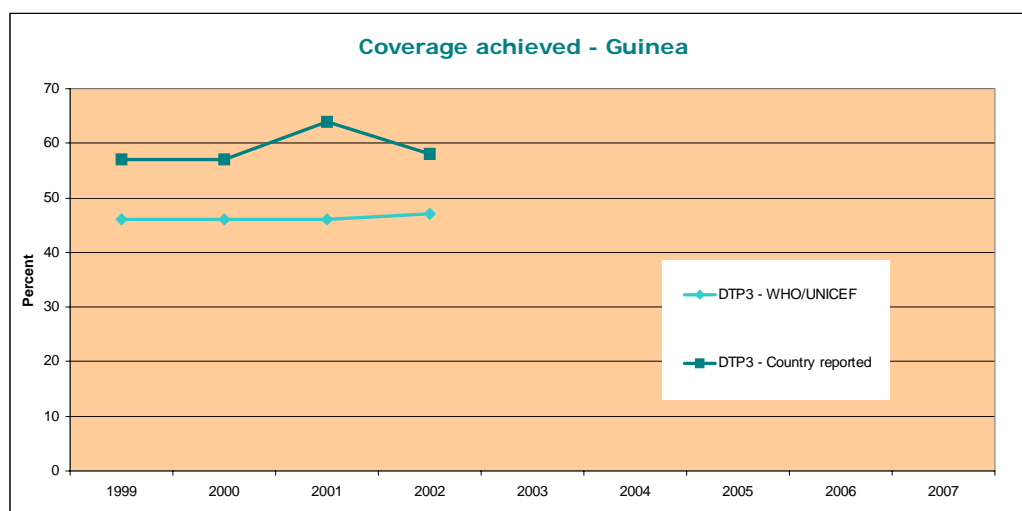
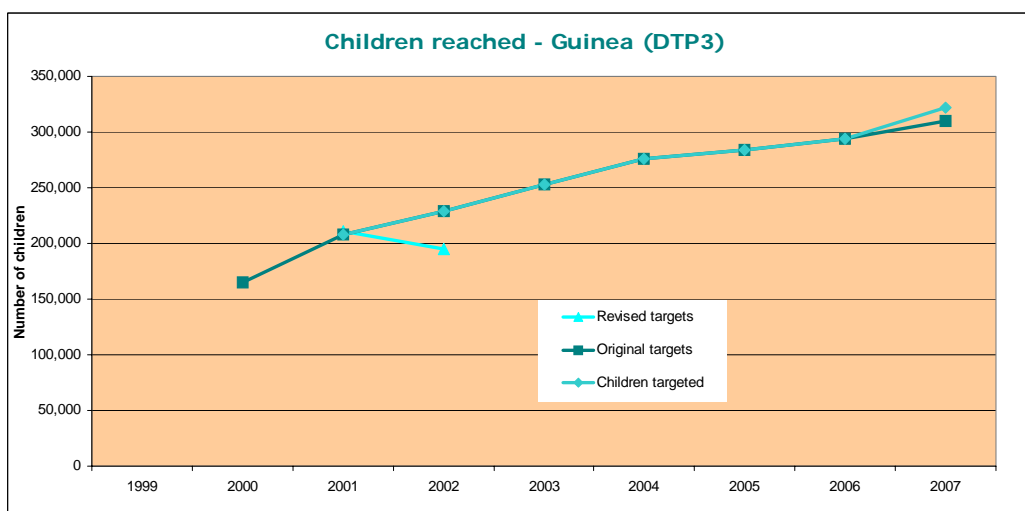
Country's multi-year immunization plan covers years **2002 to 2006**

Total value of support:	2000	2001	2002	2003	2004	2005	2006	2007	2008	2009	2010
Hepatitis B vaccine (NVS - Hep B)	eligible										
<i>Haemophilus influenzae b</i> vaccine (NVS - Hib)	eligible										
Yellow fever vaccine (NVS - YF)			\$1,012,000								
Injection safety (INS)			\$645,500								
Cash support for immunization services (ISS)			\$2,685,500								

INS - Injection Safety Support *** ISS - Immunization Services Support, can include onetime payment of \$100,000 *** NVS - New and Under-used Vaccine Support



Country outcomes



Select indicators

Immunization system performance

% districts reporting greater than 80% coverage (DTP3)¹: **11%**
 % districts reporting less than 50% coverage (DTP3)¹: **16%**
 % dropout DTP3 vs. DTP1¹: **11%**

1. 2003 Joint Reporting Form, WHO/UNICEF
 2. 2003 World Health Report, World Health Organization

Other indicators

% of districts supplied with adequate number of AD syringes¹: **100%**
 % wastage for hep B, Hib¹: -
Reported use of cash support
 % spent at district level: **62%**

Financial sustainability

Total expenditure on health as % of GDP²: **3.5%**
 What percentage of routine vaccine costs was financed by the government (including loans)¹: -
 % new vaccines paid for by GAVI: **65%**



The Global Alliance for Vaccines and Immunization and its financing arm, The Vaccine Fund, is a partnership dedicated to saving children's lives and protecting people's health through the widespread use of vaccines. Harnessing the strengths and experience of multiple partners in immunization (WHO, UNICEF, the World Bank, the Bill & Melinda Gates Foundation, NGOs, country governments and the vaccine industry), the GAVI partnership provides poor countries with catalytic financial aid and other assistance. GAVI fact sheets are published annually (February) by the GAVI Secretariat and the information contained therein may not be the most up-to-date obtainable. Please contact the Secretariat at gavi@unicef.org with any questions. Download from: http://www.vaccinealliance.org/home/Support_to_Country/country_profiles.php
 This profile updated: 14 May 2004

