

Haiti

Country context



Total population ¹	8,436,809
Surviving infants ¹	236,000
Infant mortality rate (deaths under 12 months/1000) ¹	61
Child mortality rate (deaths under 5 years/1000) ¹	109
Amount spent on health/person ²	\$22
Gross National Income (GNI per capita) ³	\$440

GAVI specific information

Financial Sustainability Plan (FSP)	Received 2003
Data Quality Audit (DQA)	Scheduled 2004
Last progress report	Received 2003

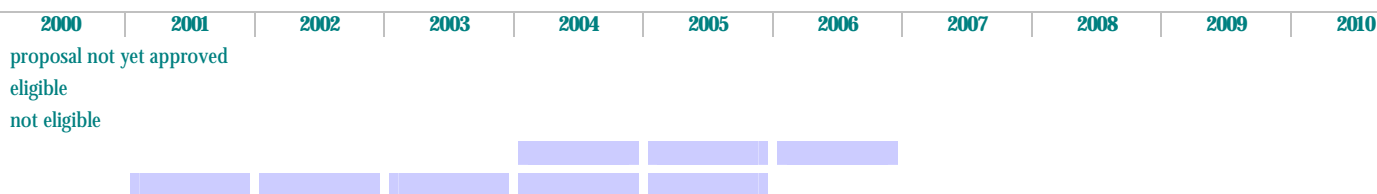
1. United Nations Population Division, estimates for 2004
2. 2003 World Health Report, World Health Organization, "Per capita total expenditure on health at average exchange rate (\$US)"
3. World Bank, 2002 GNI

GAVI/Vaccine Fund support

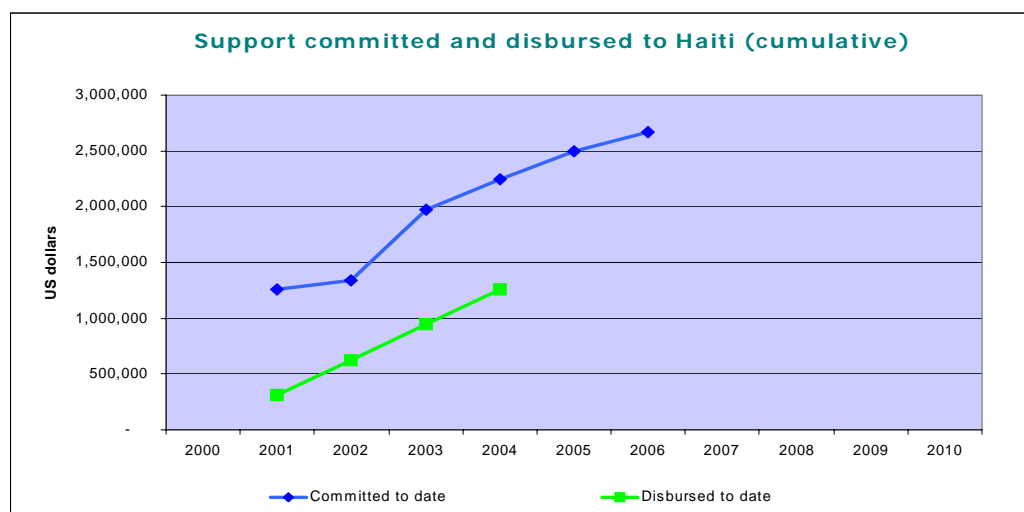
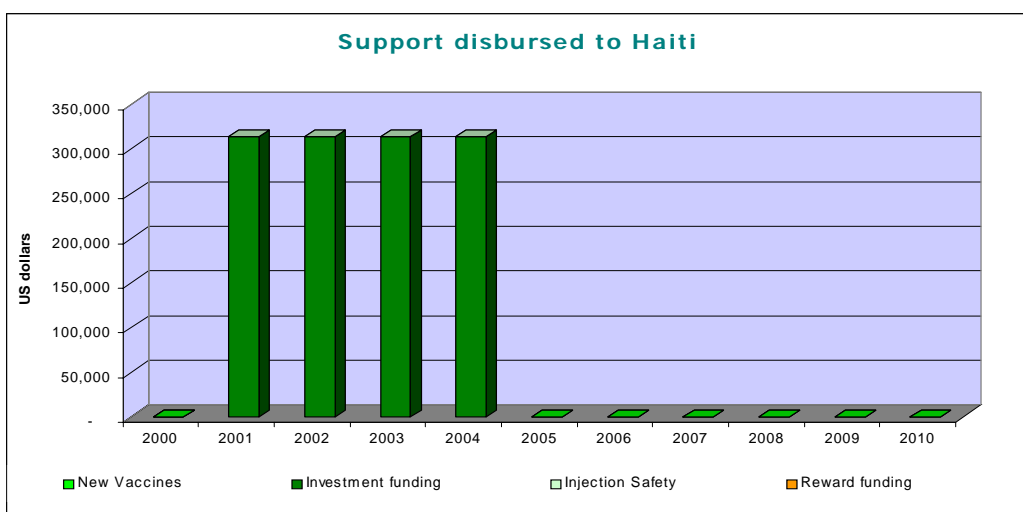
Country's multi-year immunization plan covers years **2003 to 2007**

Total value of support:

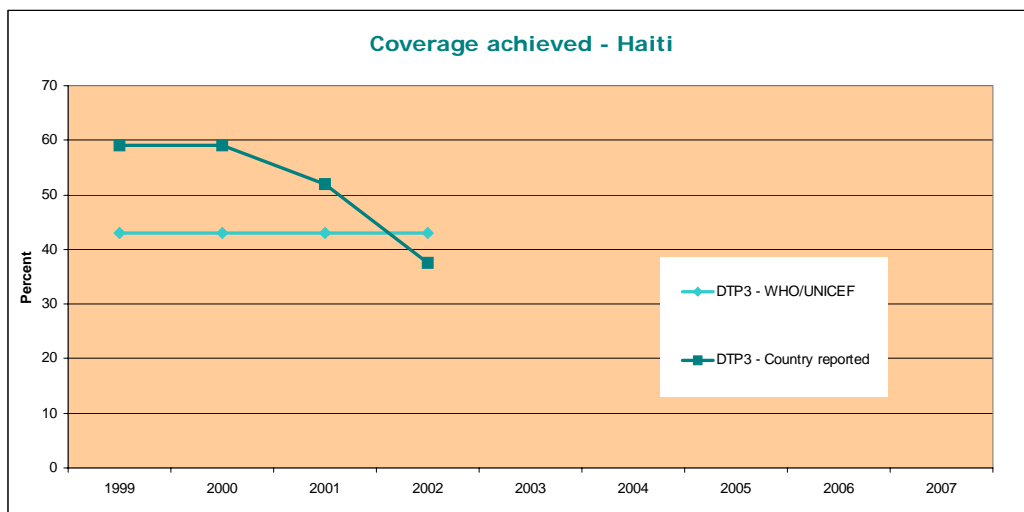
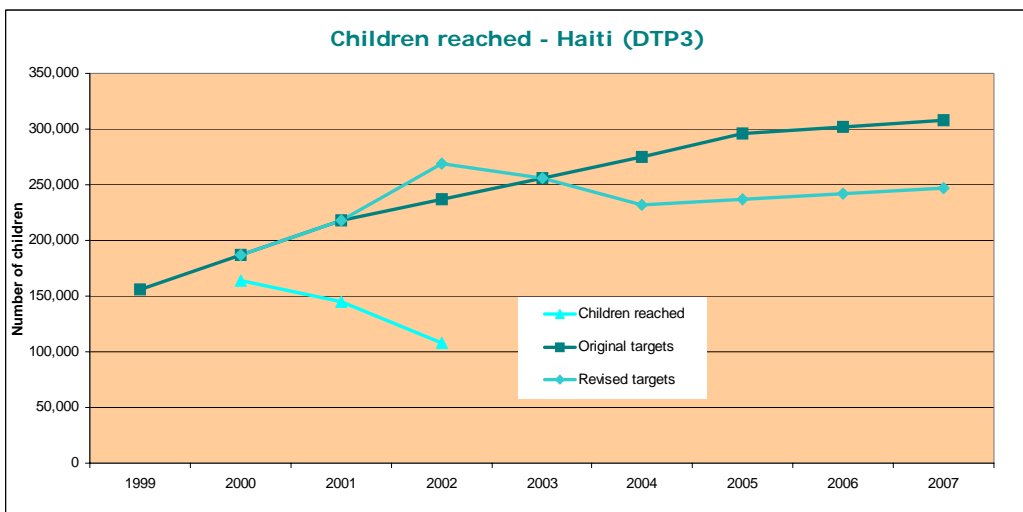
Hepatitis B vaccine (NVS - Hep B)	proposal not yet approved
<i>Haemophilus influenzae b</i> vaccine (NVS - Hib)	eligible
Yellow fever vaccine (NVS - YF)	not eligible
Injection safety (INS)	\$494,000
Cash support for immunization services (ISS)	\$2,171,000



INS - Injection Safety Support *** ISS - Immunization Services Support, can include onetime payment of \$100,000 *** NVS - New and Under-used Vaccine Support



Country outcomes



Select indicators

Immunization system performance

- % districts reporting greater than 80% coverage (DTP3)¹: -
- % districts reporting less than 50% coverage (DTP3)¹: -
- % dropout DTP3 vs. DTP1¹: -

Other indicators

- % of districts supplied with adequate number of AD syringes¹: **100%**
- % wastage for hep B, Hib¹: -
- Reported use of cash support**
- % spent at district level: -

Financial sustainability

- Total expenditure on health as % of GDP²: **5%**
- What percentage of routine vaccine costs was financed by the government (including loans)¹: -
- % new vaccines paid for by GAVI: -

1. 2003 Joint Reporting Form, WHO/UNICEF
2. 2003 World Health Report, World Health Organization