

Mongolia

Country context

Total population ¹	2,630,085
Surviving infants ¹	55,000
Infant mortality rate (deaths under 12 months/1000) ¹	56
Child mortality rate (deaths under 5 years/1000) ¹	82
Amount spent on health/person ²	\$25
Gross National Income (GNI per capita) ³	\$430

GAVI specific information

Financial Sustainability Plan (FSP)	n/a
Data Quality Audit (DQA)	n/a
Last progress report	n/a

1. United Nations Population Division, estimates for 2004
2. 2003 World Health Report, World Health Organization, "Per capita total expenditure on health at average exchange rate (US\$)"
3. World Bank, 2002 GNI



GAVI /Vaccine Fund support

Country's multi-year immunization plan covers years **1999 to 2004**

Total value of support:

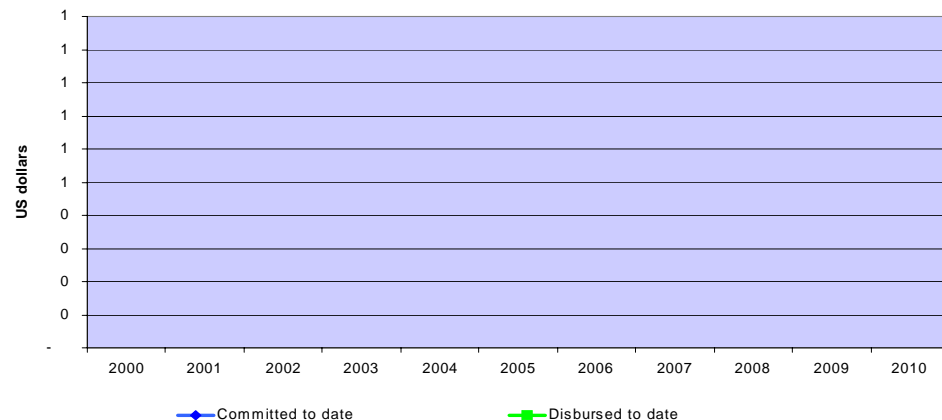
	2000	2001	2002	2003	2004	2005	2006	2007	2008	2009	2010
Hepatitis B vaccine (NVS - Hep B)	proposal conditionally approved										
<i>Haemophilus influenzae b</i> vaccine (NVS - Hib)	not eligible										
Yellow fever vaccine (NVS - YF)	not eligible										
Injection safety (INS)	proposal not yet approved										
Cash support for immunization services (ISS)	not eligible										

INS - Injection Safety Support *** ISS - Immunization Services Support, can include onetime payment of \$100,000 *** NVS - New and Under-used Vaccine Support

Support disbursed to Mongolia

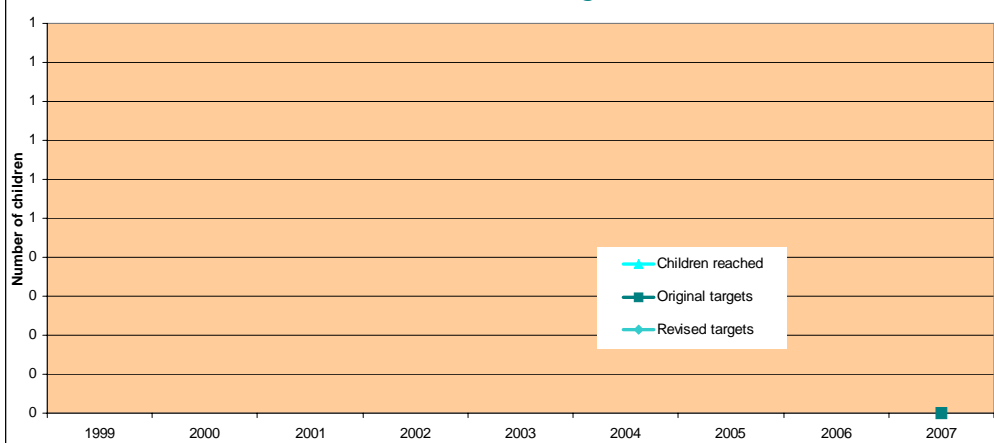


Support committed and disbursed to Mongolia (cumulative)

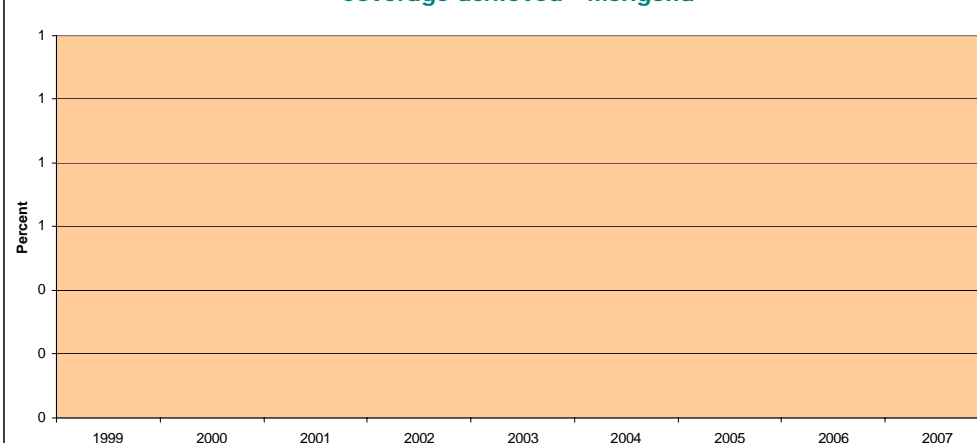


Country outcomes

Children reached - Mongolia (DTP3)



Coverage achieved - Mongolia



Select indicators

Immunization system performance

- % districts reporting greater than 80% coverage (DTP3)¹: -
- % districts reporting less than 50% coverage (DTP3)¹: -
- % dropout DTP3 vs. DTP1¹: **2%**

Other indicators

- % of districts supplied with adequate number of AD syringes¹: **0%**
- % wastage for hep B, Hib¹: **52%, -**

Financial sustainability

- Total expenditure on health as % of GDP²: **6.4%**
- What percentage of routine vaccine costs was financed by the government (including loans)¹: **50%**
- % new vaccines paid for by GAVI:

1. 2003 Joint Reporting Form, WHO/UNICEF
2. 2003 World Health Report, World Health Organization