

# Myanmar



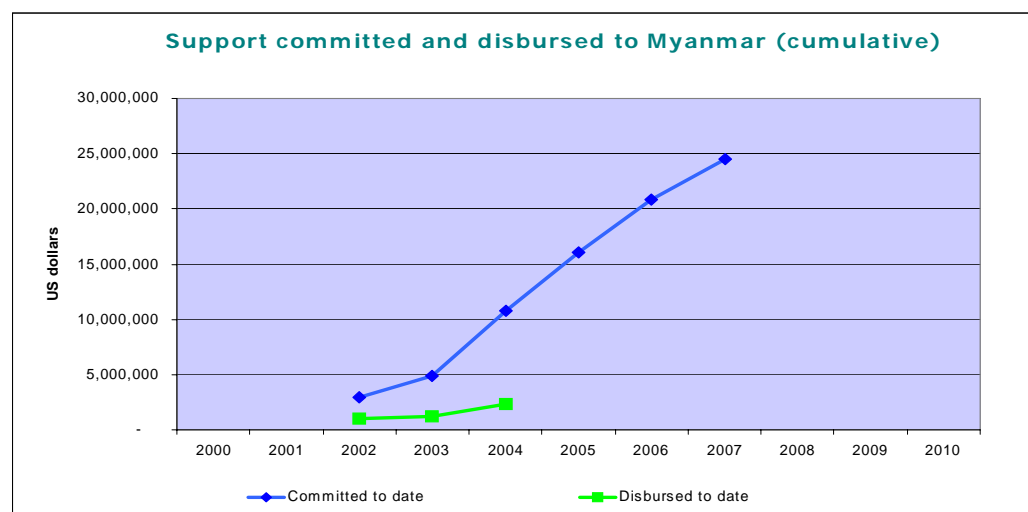
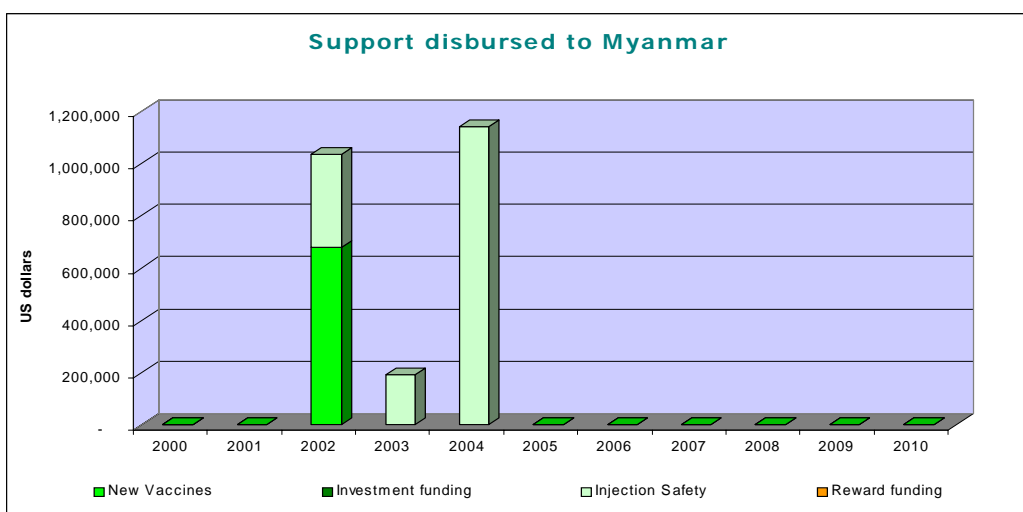
## Country context

Total population <sup>1</sup>	<b>50,100,594</b>	<b>GAVI specific information</b> Financial Sustainability Plan (FSP) <b>Due 2004</b> Data Quality Audit (DQA) <b>Postponed</b> Last progress report <b>Received 2003</b> 1. United Nations Population Division, estimates for 2004 2. 2003 World Health Report, World Health Organization, "Per capita total expenditure on health at average exchange rate (\$US)" 3. World Bank, 2002 GNI
Surviving infants <sup>1</sup>	<b>1,076,000</b>	
Infant mortality rate (deaths under 12 months/1000) <sup>1</sup>	<b>81</b>	
Child mortality rate (deaths under 5 years/1000) <sup>1</sup>	<b>124</b>	
Amount spent on health/person <sup>2</sup>	<b>\$197</b>	
Gross National Income (GNI per capita) <sup>3</sup>	-	

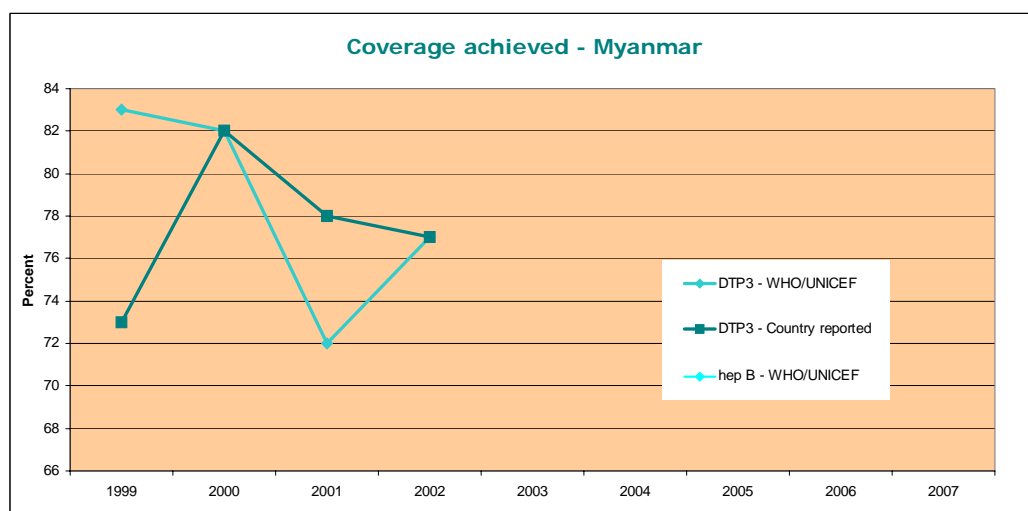
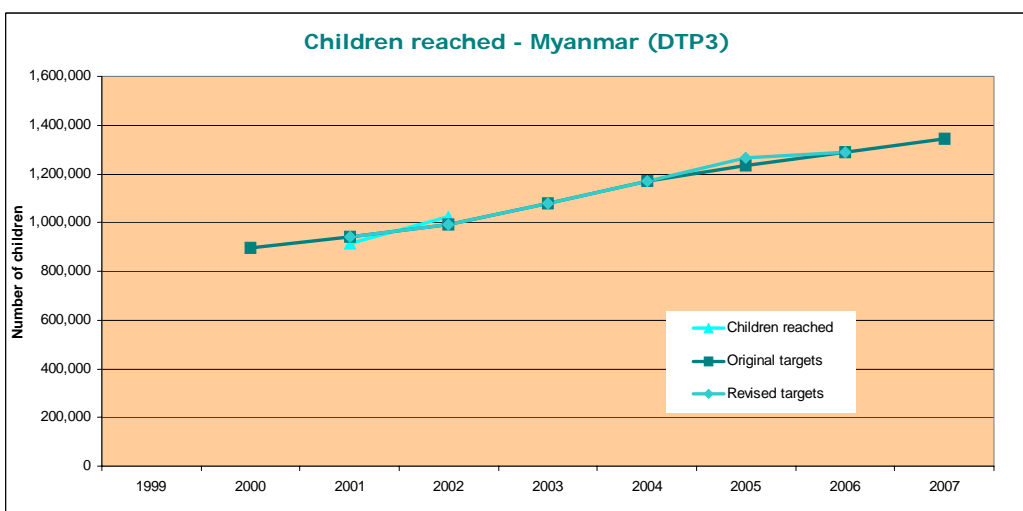
## GAVI /Vaccine Fund support

Country's multi-year immunization plan covers years	<b>2002 to 2006</b>	2000	2001	2002	2003	2004	2005	2006	2007	2008	2009	2010
Total value of support:												
Hepatitis B vaccine (NVS - Hep B)	<b>\$14,925,500</b>											
<i>Haemophilus influenzae b</i> vaccine (NVS - Hib)	not eligible											
Yellow fever vaccine (NVS - YF)	not eligible											
Injection safety (INS)	<b>\$1,343,000</b>											
Cash support for immunization services (ISS)	<b>\$8,002,500</b>											

INS - Injection Safety Support \*\*\* ISS - Immunization Services Support, can include onetime payment of \$100,000 \*\*\* NVS - New and Under-used Vaccine Support



## Country outcomes



## Select indicators

<b>Immunization system performance</b> % districts reporting greater than 80% coverage (DTP3) <sup>1</sup> : <b>42%</b> % districts reporting less than 50% coverage (DTP3) <sup>1</sup> : <b>16%</b> % dropout DTP3 vs. DTP1 <sup>1</sup> : <b>4%</b>	<b>Other indicators</b> % of districts supplied with adequate number of AD syringes <sup>1</sup> : - % wastage for hep B, Hib <sup>1</sup> : -	<b>Financial sustainability</b> Total expenditure on health as % of GDP <sup>2</sup> : <b>2.1%</b> What percentage of routine vaccine costs was financed by the government (including loans) <sup>1</sup> : - % new vaccines paid for by GAVI: <b>61%</b>
---	--	--

1. 2003 Joint Reporting Form, WHO/UNICEF  
 2. 2003 World Health Report, World Health Organization